

Reading with Big Cat e-books

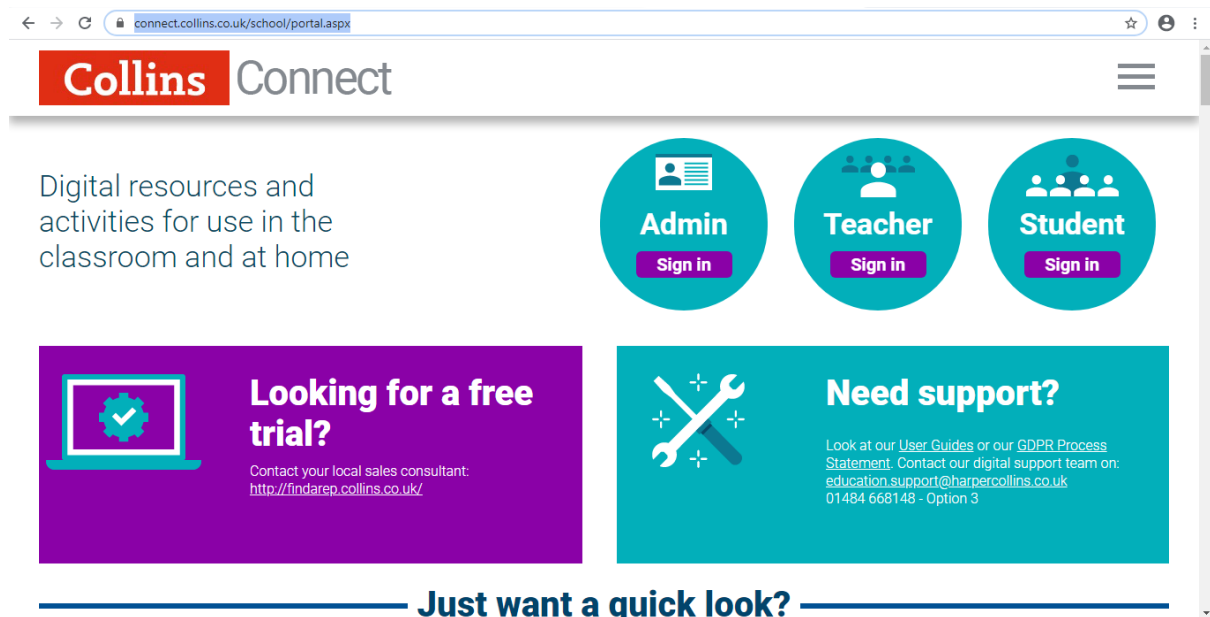
For all children on the following level of reading books

Lilac, Pink, Red, Yellow, Blue, Green, Orange, Turquoise, Purple, Gold, White & Lime.

If you are unsure which level you are on, look on the back of your book on the spine and it should tell you. If you can't work it out a member of staff will be able to help you.

Nursery & Reception children on Lilac – there are no books of this level on here but you can read the Pink level in the same way.

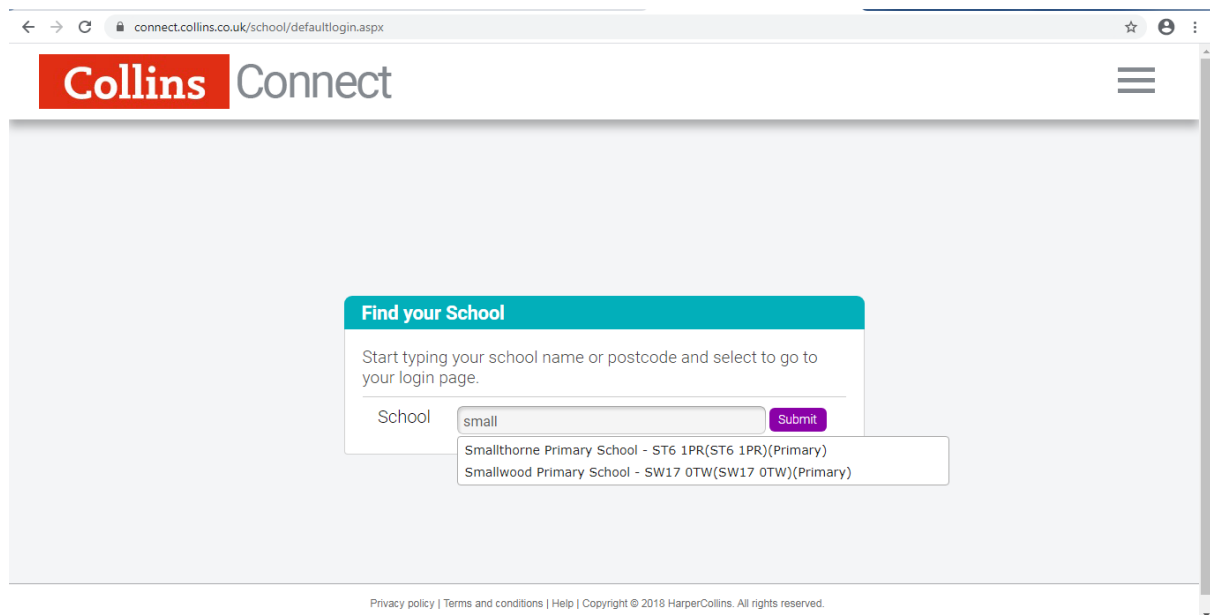
Go to <https://connect.collins.co.uk/school/portal.aspx>



The screenshot shows the Collins Connect school portal homepage. At the top, there is a navigation bar with the Collins Connect logo and a hamburger menu icon. Below the navigation bar, there is a main content area with the text "Digital resources and activities for use in the classroom and at home". To the right of this text are three circular buttons for "Admin", "Teacher", and "Student", each with a "Sign in" button below it. Below these buttons are two promotional banners: one for "Looking for a free trial?" with a link to a local sales consultant, and another for "Need support?" with contact information for the digital support team. At the bottom of the page, there is a blue banner that says "Just want a quick look?".

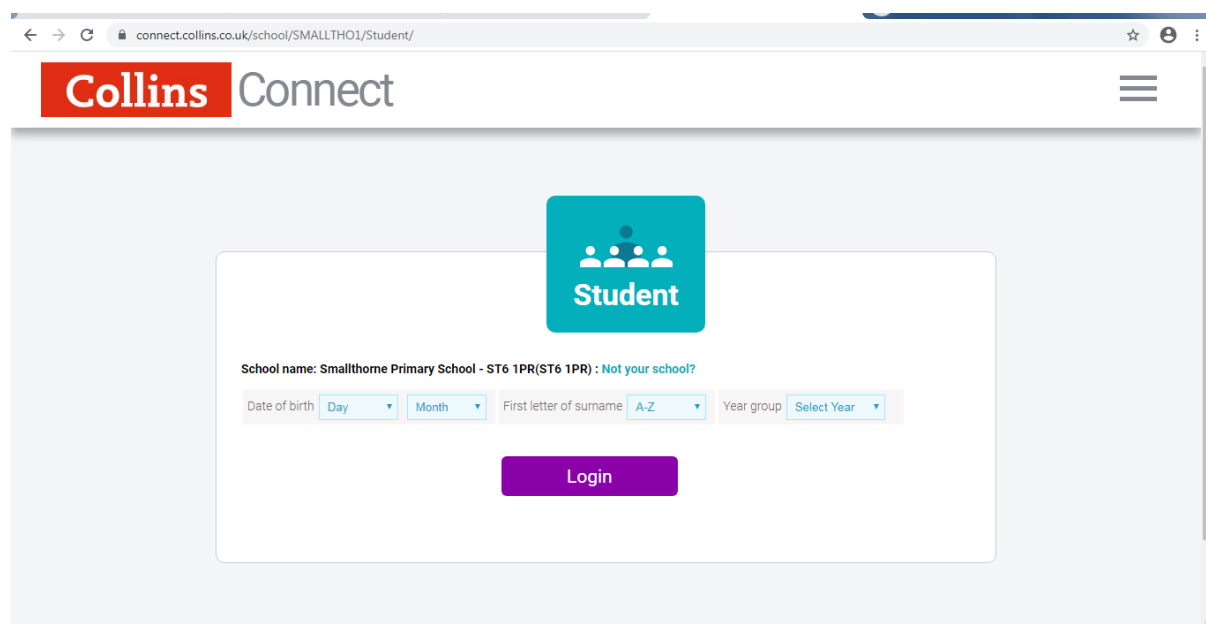
Click on Student Sign In

Start to type Smallthorne in the box and our school will appear, select that one and click submit if needed.



The screenshot shows the Collins Connect school portal search page. At the top, there is a navigation bar with the Collins Connect logo and a hamburger menu icon. Below the navigation bar, there is a search box with the text "Find your School". The search box contains the text "small" and a "Submit" button. Below the search box, there is a dropdown menu with two options: "Smallthorne Primary School - ST6 1PR(ST6 1PR)(Primary)" and "Smallwood Primary School - SW17 0TW(SW17 0TW)(Primary)". At the bottom of the page, there is a footer with the text "Privacy policy | Terms and conditions | Help | Copyright © 2018 HarperCollins. All rights reserved."

Then at this screen you need to select the date and month of your birth, followed by the first letter of your surname (last name) and your Year group (Nursery and Reception you are both under Foundation).



The screenshot shows a web browser window with the URL `connect.collins.co.uk/school/SMALLTHO1/Student/`. The page features the Collins Connect logo in the top left and a hamburger menu icon in the top right. The main content area is a light gray box containing a teal square icon with three white figures and the word "Student" below it. Below the icon, the text reads "School name: Smallthorne Primary School - ST6 1PR(ST6 1PR) : Not your school?". The login form consists of four dropdown menus: "Date of birth" with "Day" and "Month" options, "First letter of surname" with "A-Z" options, and "Year group" with "Select Year" options. A purple "Login" button is centered below the form.

If you can't log onto here but you think you should be able to please email the school and we will look into it for you.

Happy reading, please select books that are the right level for you to read, over time you can look to the next level if you think you might be ready, log all books read in your Yellow reading diary.

Please make sure you do the quiz at the end of reading your book as this will help to check your understanding of the story you have read. Like with your normal school reading book read the same book for at least 3 times (or 5 times if you are not doing any other reading practise) before you move to the next book.

Enjoy